



# Field Epidemiology and Disease Surveillance Division (FEDSD)

## National Institute of Health (NIH), Islamabad

Phone: 051- 9255237, Email: [idsr-pak@nih.org.pk](mailto:idsr-pak@nih.org.pk)



### Weekly Bulletin: Integrated Disease Surveillance and Response (IDSR)

14<sup>th</sup> October 2021

#### Highlights of the Epi-Week 40 (04<sup>th</sup> –10<sup>th</sup> October 2021)

##### Cumulative Information:

- During this week, maximum cases reported were of ILI, Acute Diarrhea (Non Cholera), Malaria, ALRI <5 years, B. Diarrhea, Typhoid, SARI, suspected Cholera, Dengue & Rabies/ Dog bite.
- In comparison with previous week i.e. Week-39, cases of all diseases have shown an upward trend except Typhoid & suspected Cholera which depicted a downward and similar trend respectively.
- More Dengue and Malaria cases have been reported from Sindh & KP which demand strong coordination among Health department & vector control program to carry out both human & vector surveillance and control measures accordingly.
- Cases of Measles, Chickenpox, Mumps, Pertussis & Meningitis reported, from KP, Balochistan and Sindh and warrant immediate attention to control the spread of VPD diseases.
- There is surge in Dog bite cases in Sindh, KP and Balochistan which requires follow up and response at human-animal interface.

Figure 1: Most frequently reported cases during week 40, in comparison with pervious weeks, Pakistan

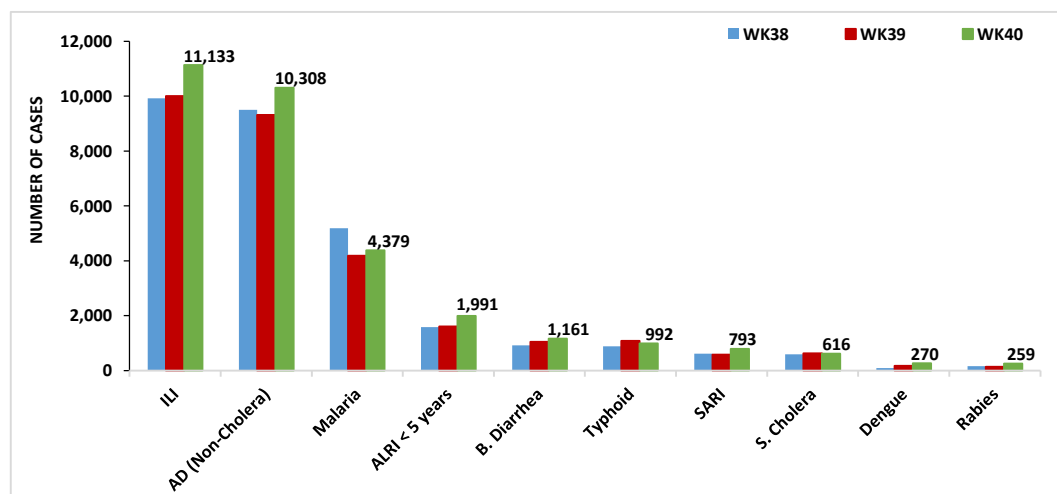


Table 1: Province/Area wise distribution of most frequently reported cases during week 40, Pakistan

Diseases	AJK	Balochistan	GB	ICT	KP	Sindh	Total
ILI	24	3,034	5	151	2,653	5,266	11,133
AD (Non-Cholera)	47	1,645	14	199	4,398	4,005	10,308
Malaria	0	990	0	16	1,201	2,172	4,379
ALRI < 5 years	24	182	22	102	433	1,228	1,991
B. Diarrhea	6	365	4	15	398	373	1,161
Typhoid	3	240	4	2	420	323	992
SARI	1	191	6	26	497	72	793
S. Cholera	0	81	4	8	151	372	616
Dengue	0	5	0	4	195	66	270
Rabies / Dog bite	0	12	0	0	154	93	259
CL	0	158	0	0	30	0	188
Measles	0	26	0	0	28	8	62
Chickenpox	0	12	0	3	32	4	51
Mumps	0	15	0	1	16	4	36
Pertussis	0	28	0	0	0	2	30
Meningitis	0	3	0	0	0	10	13

##### Point of Attention

- AD (Non-Cholera), suspected Cholera and Typhoid cases reported mostly from Balochistan, KP and Sindh which needs verification for identification of affected areas, risk factors and implementation of response activities.
- Dog bite cases are regularly reported, to reduce numbers community awareness sessions may be arranged for wound management, importance of Rabies vaccine, and information about treatment centers. District health authorities in collaboration with animal health department and municipal corporations should devise strategies for control stray dogs. At provincial level a comprehensive Rabies control plan should be developed and implemented.
- To prevent further rise in cases of Dengue fever across country, there is a need to closely monitor Dengue fever cases, larva density, and implement public health response activities in hotspot areas.
- Vigilant monitoring, and coordination with EPI needs to be strengthened to reduce the VPD cases.
- IDSR focal persons may share alert verification and outbreak investigation reports. This will help in furnishing details on disease burden, circulating pathogens and devising national strategies for prevention & control of diseases.

## Sindh

- Sindh reported maximum cases of ILI (n=5,266), AD (Non Cholera) (n=4,005), Malaria (n=2,172), ALRI <5 Years (n=1,228), B. diarrhea (n=373), suspected Cholera (n=372), Typhoid (n=323), VH (B, C & D) (n=136), Rabies/ Dog bite (n=93) & SARI (n=72).
- District Ghotki reported the maximum cases of ALRI <5 years, AD (Non Cholera), ILI & Malaria.
- District Hyderabad reported maximum cases of ILI, AD (Non Cholera), ALRI <5 years, suspected Cholera & B. diarrhea.
- From Karachi East, maximum cases reported were of AD (Non Cholera) and Malaria.
- From Karachi Malir, maximum cases reported were of AD (Non Cholera), ILI, ALRI <5 years & Malaria.
- District Larkana reported maximum cases of Malaria & AD (Non Cholera).
- Naushahro Feroze reported cases of ILI, AD (Non Cholera), Malaria & Typhoid at maximum.
- Shikarpur reported maximum cases of AD (Non-Cholera), Malaria and Rabies/Dog bite.
- From Tharparkar, maximum cases of Malaria, AD (Non-Cholera), ILI, ALRI <5 years, B. Diarrhea & Typhoid were reported.
- From Thatta, cases of AD (Non-Cholera), Malaria, ILI & ALRI <5 years were at maximum.
- Cases of Leprosy have been reported from Thatta which need to be verified.
- There is a need to strengthening routine immunization to decrease disease burden of VPDs.
- This week, a sharp incline in case trend observed for ILI whereas Malaria & AD (Non Cholera) cases have shown a slight decline as compared to previous week.

(Note: NR= Not Reported)

Figure 2: Most frequently reported cases during week 40, in comparison with pervious weeks, Sindh

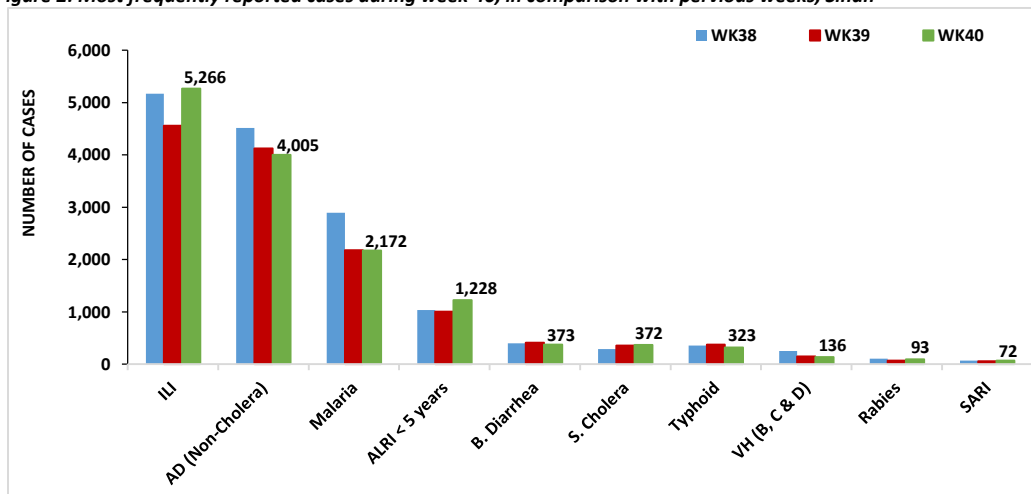
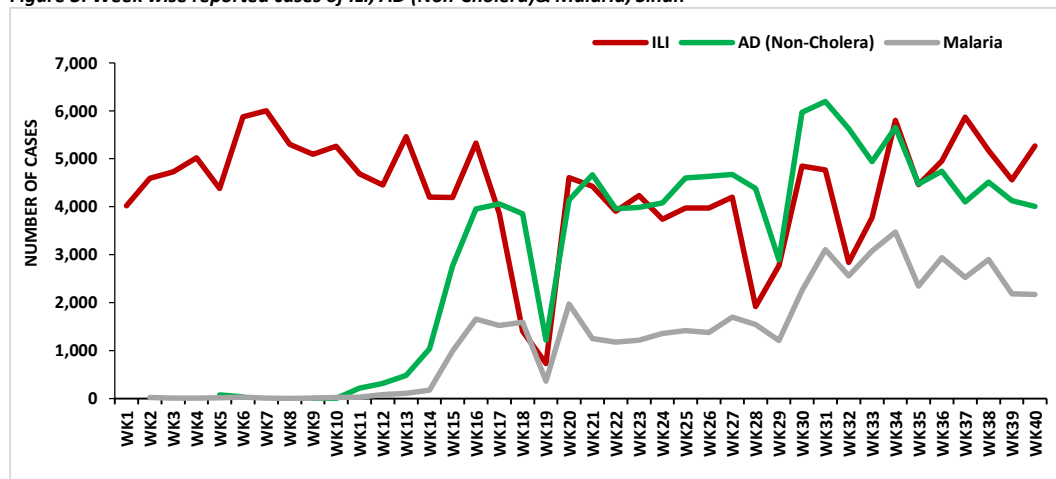


Table 2: District wise distribution of most frequently reported cases during week 40, Sindh

Diseases	Ghotki	Hyderabad	Karachi East	Karachi Malir	Larkana	Naushahro Feroze	Shikarpur	Tharparkar	Thatta	Total
ILI	156	2,894	13	424	0	648	3	1,002	126	5,266
AD (Non-Cholera)	225	1,137	136	697	73	374	124	1,019	220	4,005
Malaria	147	67	46	77	90	221	24	1,284	216	2,172
ALRI < 5 years	255	300	4	166	17	56	5	350	75	1,228
B. Diarrhea	67	97	4	29	2	39	6	100	29	373
S. Cholera	51	286	0	20	0	0	0	0	15	372
Typhoid	39	12	0	25	8	138	0	86	15	323
VH (B, C & D)	42	38	0	9	1	8	11	16	11	136
Rabies / Dog bite	60	NR	0	1	0	0	23	9	0	93
SARI	2	26	0	10	1	15	3	13	2	72
Dengue	0	26	0	1	0	0	0	39	0	66
Gonorrhea	0	9	0	2	0	6	0	0	4	21
Meningitis	0	NR	0	0	0	0	0	10	0	10
Measles	3	NR	1	1	0	0	0	3	0	8
Leprosy	0	NR	0	0	0	0	0	0	7	7
AFP	0	1	0	0	0	0	0	3	0	4
Pertussis	0	NR	0	2	0	0	0	0	0	2
Diphtheria	0	NR	0	0	0	0	0	0	1	1

Figure 3: Week wise reported cases of ILI, AD (Non-Cholera) & Malaria, Sindh



## Balochistan

- From Balochistan overall ILI (n=3,034), AD (Non Cholera) (n=1,645), Malaria (n=990), B. diarrhea (n=365), Typhoid (n=240), SARI (n=191), ALRI <5 years (n=182), CL (n=158), S. Cholera (n=81), and Gonorrhea (n=28) remained at maximum.
- District Gwadar reported maximum cases of ILI, AD (Non Cholera), Malaria & B. diarrhea.
- District Kech reported maximum cases of ILI, AD (Non-Cholera) & Malaria.
- District Khuzdar reported maximum cases of ILI, Malaria, AD (Non-Cholera) & B. diarrhea.
- District Killa Abdullah reported maximum cases of ILI & AD (Non Cholera).
- District Lasbella reported maximum cases for Malaria, AD (Non-Cholera), SARI and ALRI <5 years.
- District Pishin reported more cases for B. diarrhea, AD (Non-Cholera) & Typhoid.
- District Quetta reported maximum cases for ILI, AD (Non-Cholera) & B. diarrhea.
- Sibbi reported maximum cases of ILI, AD (Non Cholera) & Malaria.
- Persistent reporting of Gonorrhea cases need urgent attention & further work up accordingly.
- Cases of Pertussis, Measles, Mumps & Chickenpox have been reported and needs strengthening of routine immunization to decrease the burden of VPDs.
- Two cases of HIV/AIDS reported from Sibbi need immediate verification, epidemiological investigation & public health response.
- In comparison with last week, ILI & AD (Non Cholera) cases have shown an upward trend.

Figure 4: Most frequently reported cases during week 40, in comparison with previous weeks, Balochistan

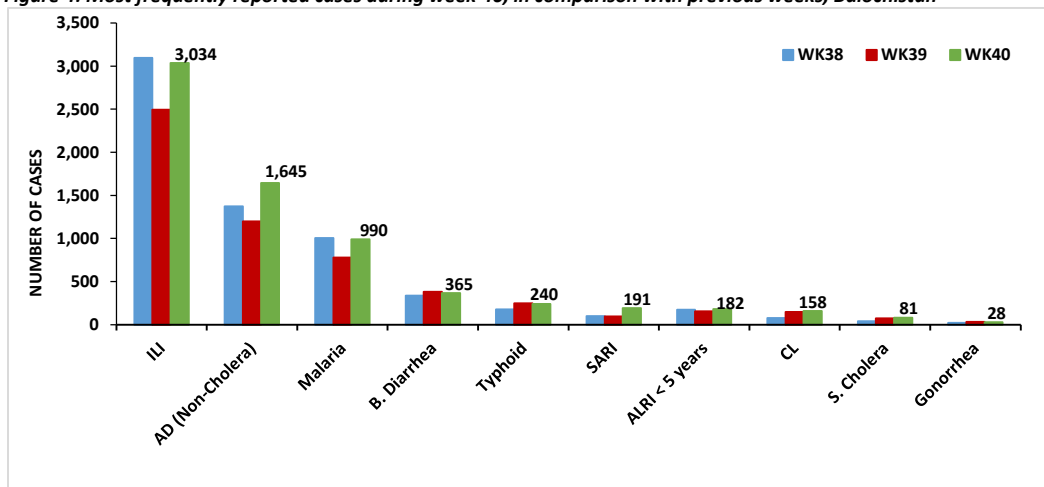
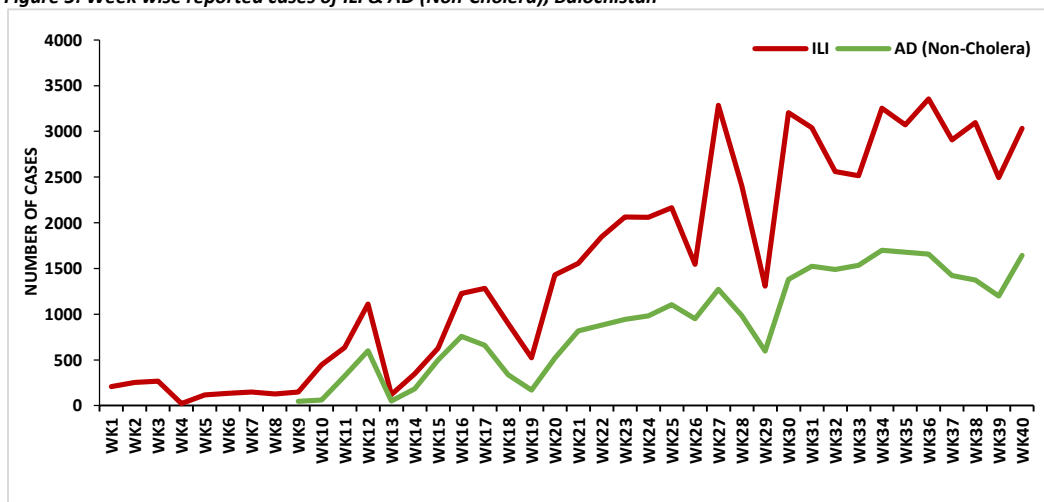


Table 3: District wise distribution of most frequently reported cases during week 40, Balochistan

Diseases	Gwadar	Kech Turbat	Khuzdar	Killa Abdullah	Lasbella	Pishin	Quetta	Sibbi	Total
ILI	554	1,189	210	243	37	22	567	212	3,034
AD (Non-Cholera)	227	477	135	158	169	48	240	191	1,645
Malaria	188	259	141	16	260	11	14	101	990
B. Diarrhea	50	74	89	6	22	51	55	18	365
Typhoid	17	11	44	38	34	43	19	34	240
SARI	44	42	8	NR	80	0	0	17	191
ALRI < 5 years	5	53	11	NR	74	4	0	35	182
CL	NR	0	6	51	20	24	44	13	158
S. Cholera	NR	5	8	NR	50	0	5	13	81
Gonorrhea	NR	0	23	NR	0	0	0	5	28
Pertussis	NR	0	14	NR	1	0	0	13	28
Measles	NR	0	11	10	3	0	0	2	26
Mumps	1	1	3	NR	3	0	0	7	15
Rabies / Dog bite	NR	0	7	4	0	0	0	1	12
Chickenpox	NR	0	3	NR	0	0	0	9	12
Dengue	NR	2	2	NR	1	0	0	0	5
HIV/AIDS	NR	0		NR	0	0	0	2	2

Figure 5: Week wise reported cases of ILI & AD (Non-Cholera), Balochistan



### Khyber Pakhtunkhwa (KP)

- KP reported cases of AD (Non Cholera) (n=4,398), ILI (n=2,653), Malaria (n=1,201), SARI (n=497), ALRI <5 years (n=433), Typhoid (n=420), B. diarrhea (n=398), Dengue (n=195), Rabies/Dog bite (n=154) & suspected Cholera (n=151) at maximum.
- District Abbottabad reported maximum cases of AD (Non-Cholera) & SARI.
- District Charsadda reported maximum cases of AD (Non-Cholera), Malaria, Typhoid & SARI.
- District Haripur reported maximum cases of ILI, AD (Non-Cholera), SARI, Dengue, & Typhoid.
- District Kohat reported maximum cases of ILI, AD (Non Cholera), Malaria & SARI.
- District Lakki Marwat reported maximum cases of Malaria, AD (Non-Cholera), Rabies/Dog bite, ALRI <5 years and Typhoid.
- District Malakand reported maximum cases of AD (Non Cholera), ILI, B. diarrhea, ALRI <5 years, Malaria & suspected Cholera.
- Weekly cases of AD (Non Cholera) have shown a sharp incline while ILI & Malaria cases depicted a similar trend as compared to previous week.
- Cases of Measles, Mumps & Chickenpox have been reported demanding vigilant action to reduce burden of VPDS.
- Cases of AFP, Brucellosis & Leprosy need urgent attention and further work up accordingly.
- Dengue cases have been reported which need immediate verification. Health department in coordination with vector control program should carry out vector surveillance and control measures accordingly.

Figure 6: Most frequently reported cases during week 40, in comparison with pervious weeks, KP

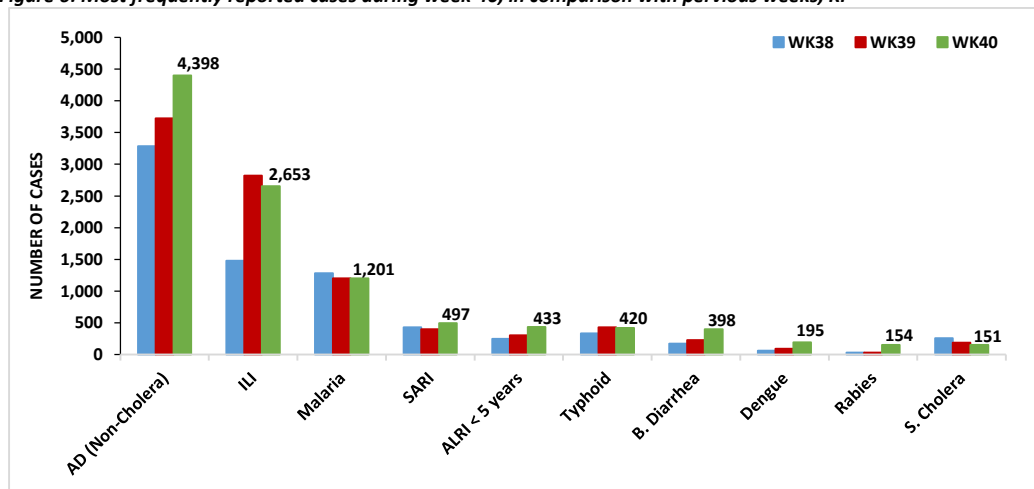
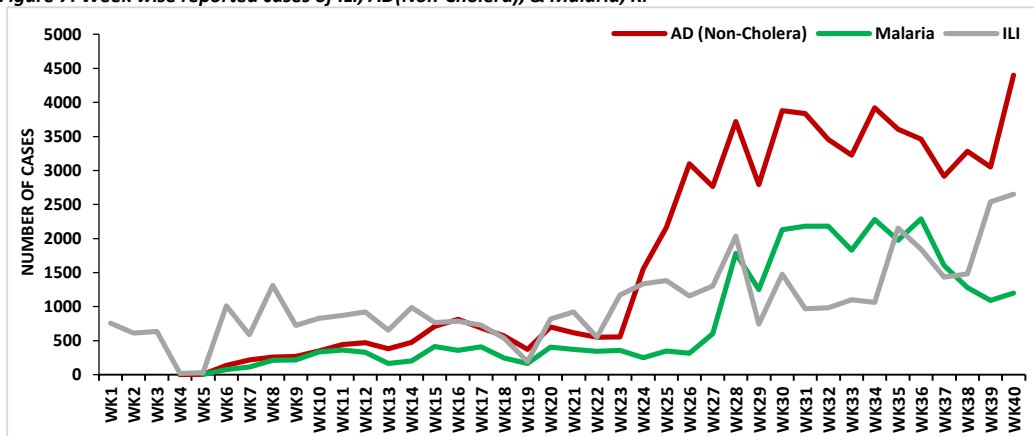


Table 4: District wise distribution of most frequently reported cases during week 40, KP

Diseases	Abbottabad	Charsadda	Haripur	Kohat	Lakki Marwat	Malakand	Total
AD (Non-Cholera)	418	495	1,050	329	397	1,709	4,398
ILI	0	48	1,348	340	14	903	2,653
Malaria	2	130	92	152	653	172	1,201
SARI	49	93	176	122	44	13	497
ALRI < 5 years	12	0	74	69	103	175	433
Typhoid	26	125	105	45	60	59	420
B. Diarrhea	6	16	26	28	36	286	398
Dengue	0	0	150	0	42	3	195
Rabies / Dog bite	4	0	0	4	141	5	154
S. Cholera	4	3	35	25	13	71	151
AVH (A & E)	0	0	79	0	10	17	106
Chickenpox	0	0	12	0	0	20	32
Measles	0	0	4	0	2	22	28
Mumps	0	0	6	0	9	1	16
AFP	0	0	0	0	1	1	2
Brucellosis	0	0	0	0	2	0	2
Leprosy	0	0	1	0	0	0	1

Figure 7: Week wise reported cases of ILI, AD(Non-Cholera), & Malaria, KP



### Islamabad (ICT)

- From ICT, the most frequent reported diseases were AD (Non-Cholera) (n=199), ILI (n=151), ALRI <5 years (n=102), SARI (n=26), Malaria (n=16), B. diarrhea (n=15), suspected Cholera (n=08), Dengue (n=04), Chickenpox (n=03) & Typhoid (n=02).
- During this week, a sharp incline was observed for cases of ILI while cases of AD (Non Cholera) have shown a similar pattern as compared to previous week i.e. week 39.

(Note: ICT started reporting data on new format; therefore, data before week-26 is not shown in trend graph).

Figure 8: Most frequently reported cases during week 40, in comparison with pervious weeks, ICT

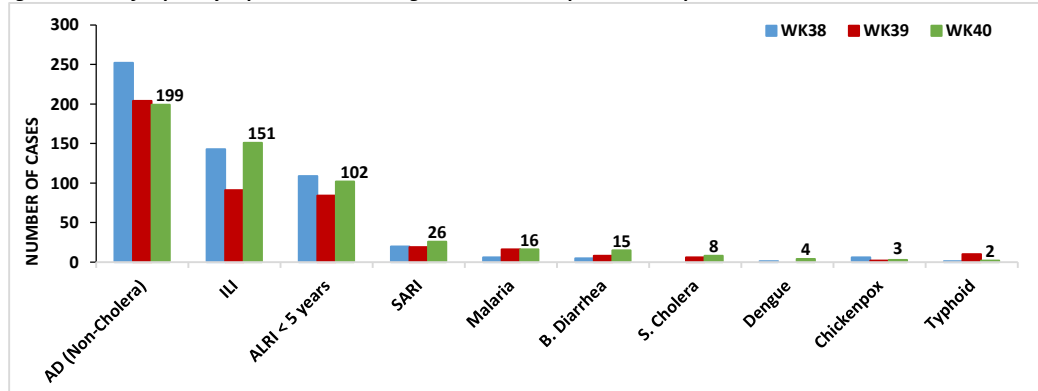
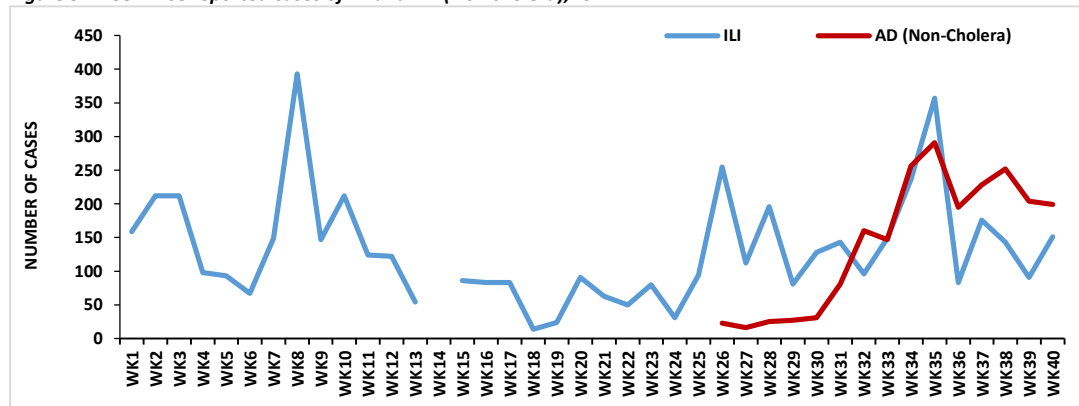


Figure 9: Week wise reported cases of ILI and AD (Non cholera), ICT



### Gilgit Baltistan

- Gilgit-Baltistan reported cases of ALRI <5 years (n=22), AD (Non-Cholera) (n=14), SARI (n=06), ILI (n=05), suspected Cholera (n=04), B. diarrhea (n=04) & Typhoid (n=04) this week.
- Weekly trend shows a downward trend for cases of ALRI <5 years & AD (Non Cholera) as compared to previous week i.e. Week-39.

(Note: GB started reporting data on new format; therefore, data before week-15 is not shown in trend graph)

Figure 10: Most frequently reported cases during week 40, in comparison with pervious weeks, GB

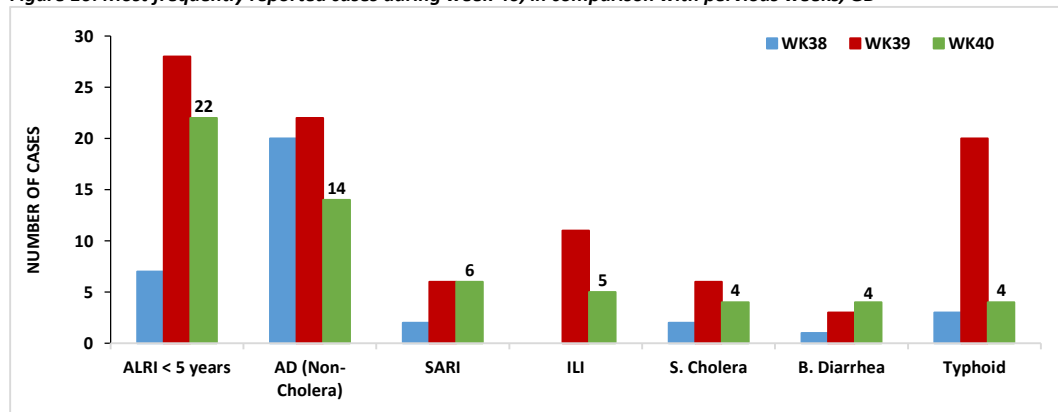
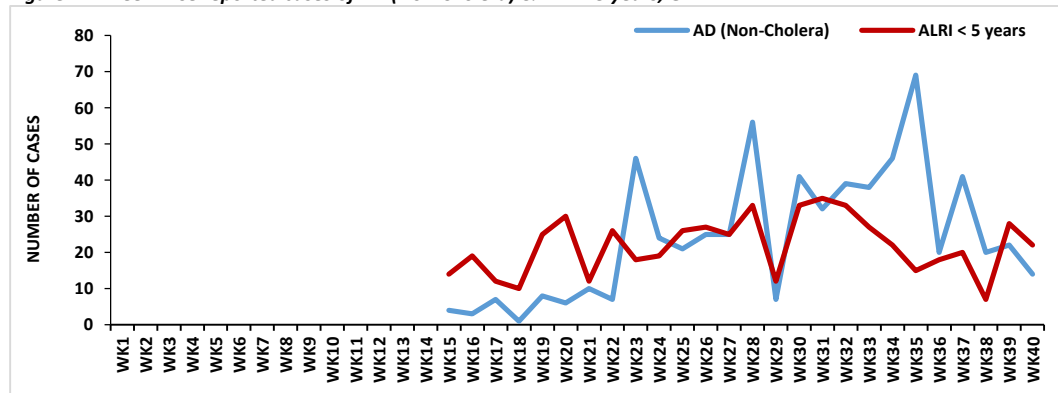


Figure 11: Week wise reported cases of AD (Non-Cholera) & ALRI <5 years, GB



### Azad Jammu & Kashmir

- From AJK, Mirpur reported AD (Non-Cholera) cases showing an upward trend while cases of ALRI <5 years have depicted a sharp decline as compared to previous week.

### IDSR Participating Districts

- This week hundred percent (%) data was reported from districts Haripur, Kohat, Lakki Marwat, Islamabad (CDA, ICT), Khuzdar, Killa Abdullah, Sibbi, Naushahro Feroze & Tharparkar.
- No data has been received from districts Swat & Umerkot.

Figure 12: Week wise reported cases of AD (Non-Cholera) & ALRI <5 years, AJK

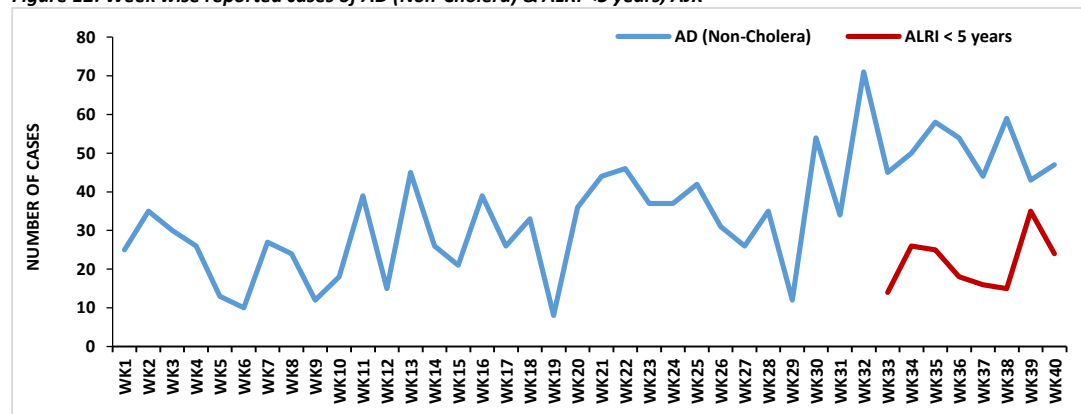


Table 5: IDSR reporting districts

Province	Districts	Total Number of Reporting Sites (ARS/Total)	Total Number of Sites that Reported (%)
Khyber Pakhtunkhwa	Haripur	69/69	69(100%)
	Kohat	59/59	59(100%)
	Abbottabad	110/110	88(80%)
	Charsadda	61/61	48(79%)
	Lakki Marwat	48/48	48(100%)
	Swat	77/77-	0
	Malakand	78/78	33(43%)
Azad Jammu Kashmir	Mirpur	37/37	27(73%)
Islamabad Capital Territory	ICT	18/18	18(100%)
	CDA	5/12	5(100%)
Balochistan	Gwadar	24/24	22 (92%)
	Kech	42/78	34(81%)
	Khuzdar	19/136	19(100%)
	Killa Abdullah	24/50	24 (100%)
	Lasbella	83/83	80(97%)
	Pishin	23/118	17(74%)
	Quetta	22/77	20(91%)
	Sibbi	42/42	42 (100%)
Gilgit Baltistan	Hunza	30/30	27(90%)
	Nagar	10/22	03(30%)
Sindh	Hyderabad	63/63	54 (86%)
	Karachi-East	14/14	10(72%)
	Karachi-Malir	43/43	31 (72%)
	Ghotki	58/58	26 (45%)
	Umerkot	30/118	0
	Naushahro Feroze	52/52	52(100%)
	Tharparkar	85/236	85(100%)
	Shikarpur	18/21	8(45%)
	Thatta	27/50	8(45%)
	Larkana	149/149	7 (5%)

\*percentage = {Sites Reported data/Agreed Reporting Sites (ARS)}\*100